



LEDNINGSRENOVERING I DRAGØR

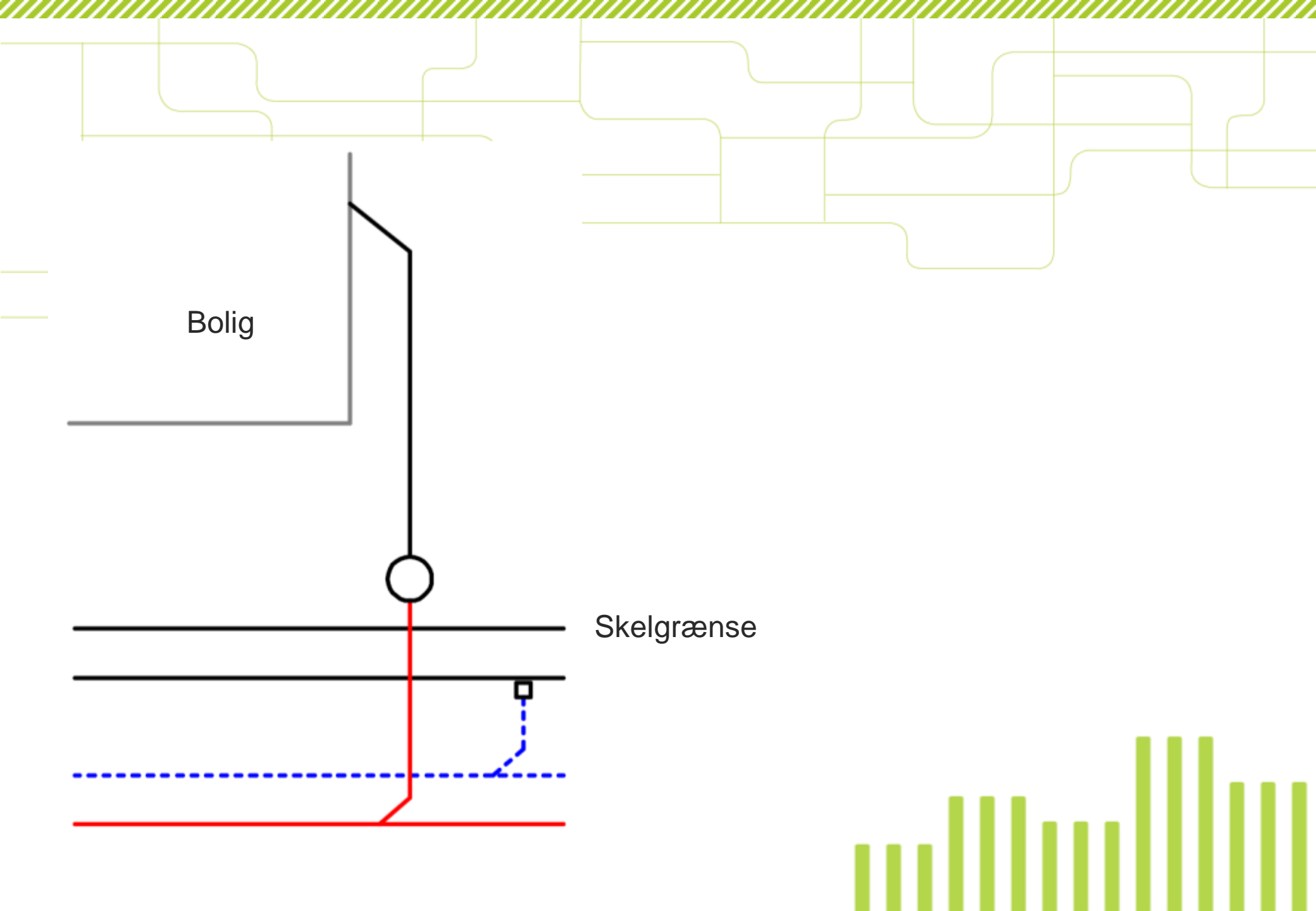


Asger Nielsen
Projektleder



The image features a decorative header with a green hatched pattern at the top. Below this, a network of thin green lines forms a complex, interconnected pattern. In the bottom right corner, there is a bar chart with 15 vertical green bars of varying heights, arranged in a roughly ascending and then slightly descending sequence.


HOFOR renovere regn- og spildevandsledninger, men hvordan?




TV-Inspektion af ledninger











Stik



IN



FKS Slamson A/S 08 - 02 ø150 Glaseret ler
NANSENSGADE





00:03:28

07.02.09 11:37 L:34,50 - 5,10



Renovering af ledninger





PER AARSLEFF A/S
222607 -- 222608

PRIESTØGADE
V450 STIK 35



00:00:00

29-09-2009 14:14 L: 014.5

PER AARSLEFF A/S
222607 -- 222608

PRÆSTØGADE
V450 STIK 35



00:00:00

29-09-2009 14:14 L: 014.5

PER AARSLEFF A/S
222607 -- 222608

PRÆSTØGADE
V450 STIK 35



00:00:00

29-09-2009 14:13 L: 014.5'



Spørgsmål?





Tak for jeres opmærksomhed

